

# **Methods and definitions for Perinatal and Maternal Mortality Review Committee reporting**

September 2019



## Contents

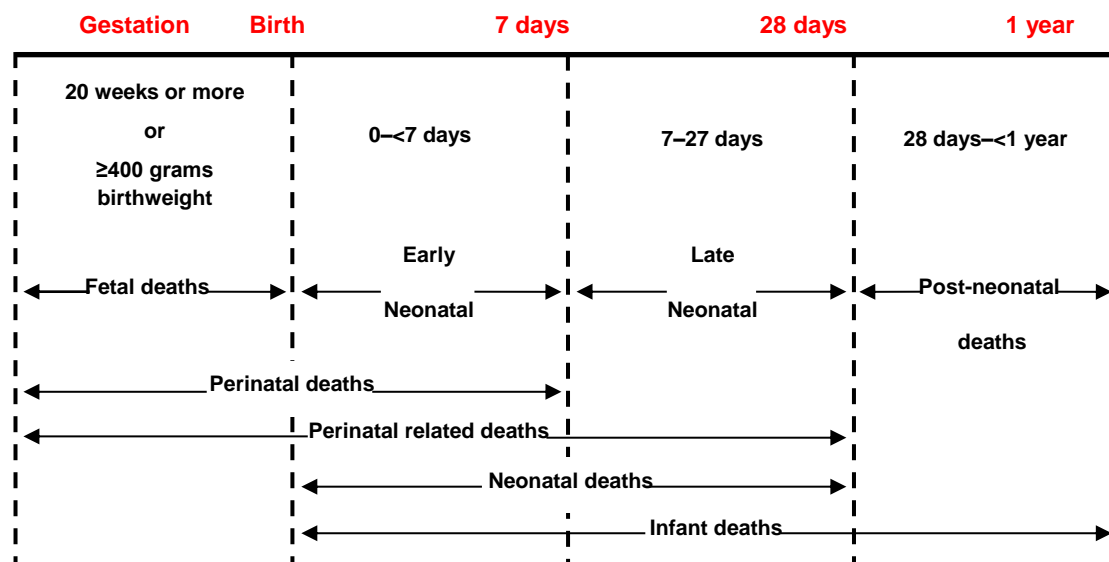
Methods and definitions for PMMRC reporting .....	2
Definitions .....	2
Mortality definitions .....	2
Other definitions .....	5
Numerator data .....	9
Case ascertainment and data collection .....	9
Denominator data .....	11
New Zealand National Maternity Collection (MAT).....	11
Data analysis.....	15
Percentages .....	15
Tables.....	15
Confidence intervals .....	15
Statistical testing.....	16
Missing data .....	16
Multiple-year data .....	16
Management of late notifications .....	16
List of abbreviations .....	17
References .....	18

# Methods and definitions for PMMRC reporting

## Definitions

### Mortality definitions

#### Perinatal and infant mortality



(Adapted from New Zealand Health Information Service 2007 and Ministry of Health 2010.)

#### Fetal death

Fetal death is the death of a fetus at 20 weeks' gestation or beyond ( $\geq 20$  weeks) or weighing at least 400g if gestation is unknown. Fetal death includes stillbirth and termination of pregnancy. Note that the term 'stillbirth' does not include terminations in this report. Where a termination of pregnancy died after birth, the pregnancy is included as a termination of pregnancy and therefore as a fetal death rather than as a neonatal death.

#### Stillbirth

Stillbirth is the birth of a fetus showing no signs of life at 20 weeks' gestation or beyond ( $\geq 20$  weeks) or weighing at least 400g if gestation is unknown.

#### Termination of pregnancy

Termination of pregnancy is the interruption of an ongoing pregnancy (whether the baby was stillborn or live born). This report only includes termination of pregnancy from 20 weeks' gestation.

#### Fetal death rate

Fetal death rate is calculated as fetal deaths per 1,000 babies born at 20 weeks' gestation or beyond or weighing at least 400g if gestation is unknown.



## Neonatal death

Neonatal death is the death of any baby showing signs of life at 20 weeks' gestation or beyond (for the purposes of this PMMRC data set), or weighing at least 400g if gestation is unknown, that occurs up until midnight of the 27th day of life. Early neonatal death is a death that occurs up until midnight of the sixth day of life. Late neonatal death is a death that occurs between the seventh day and midnight of the 27th day of life.

## Neonatal death rate

Neonatal death rate is calculated as neonatal deaths per 1,000 live born babies at 20 weeks' gestation or beyond or weighing at least 400g if gestation is unknown.

## Perinatal mortality rate

In Aotearoa/New Zealand, the perinatal mortality rate is calculated as fetal deaths and early neonatal deaths per 1,000 total babies born alive or born dead at 20 weeks' gestation or beyond, or weighing at least 400g if gestation is unknown.

In some places, this report refers to a UK definition of perinatal mortality, which was developed for the surveillance of perinatal deaths in the UK and is based on the UK legal definition of stillbirths, which excludes deaths before 24 weeks' gestation and terminations of pregnancy (Centre for Maternal and Child Enquiries 2011).

## Perinatal related mortality rate

Perinatal related mortality rate refers to fetal deaths and early and late neonatal deaths per 1,000 total babies born at 20 weeks' gestation or beyond or weighing at least 400g if gestation is unknown.

## International (WHO) perinatal mortality rates

The World Health Organization (WHO) recommends international perinatal mortality rates to facilitate international comparison (WHO 2006). These are rates of fetal death, neonatal death, perinatal mortality and perinatal related mortality of babies weighing  $\geq 1,000\text{g}$ , or  $\geq 28$  weeks if birthweight is unknown, per 1,000 total births of babies  $\geq 1,000\text{g}$ , or  $\geq 28$  weeks if birthweight is unknown. Babies without birthweight or gestation are to be included if they have been registered.

## Lethal and terminated fetal abnormalities

Lethal and terminated fetal abnormalities are all perinatal related deaths classified by the Perinatal Society of Australia and New Zealand Perinatal Death Classification (PSANZ-PDC) system as PSANZ-PDC 1 (congenital abnormality) and neonatal deaths classified by the PSANZ Neonatal Death Classification (PSANZ-NDC) system as PSANZ-NDC 1 (congenital abnormality).

## Intrapartum stillbirth rate

Intrapartum stillbirth rate calculates deaths of babies of at least 24 weeks' gestation without congenital abnormality who entered labour alive but then died during labour as a rate per 1,000 births 24 weeks and beyond.



## Maternal death

Maternal death is the death of a woman while pregnant or within 42 days of termination of pregnancy (miscarriage, termination or birth), irrespective of the duration and site of the pregnancy, from any cause related to or aggravated by the pregnancy or its management, but not from accidental or incidental causes (WHO nd).

The cause of maternal death is sub-classified into the following categories based on *The WHO Application of ICD-10 to Deaths during Pregnancy, Childbirth and Puerperium: ICD MM* (WHO 2012).

- **Direct maternal deaths:** those resulting from obstetric complications of the pregnant state (pregnancy, labour or puerperium), from interventions, omissions, incorrect treatment or from a chain of events resulting from the above. In 2018, the PMMRC adopted the WHO revision to include deaths by suicide with direct maternal deaths. This was then applied retrospectively to data from previous years.
- **Indirect maternal deaths:** those resulting from previous existing disease or disease that developed during pregnancy and was not due to direct obstetric causes but that was aggravated by the physiologic effects of pregnancy.
- **Unknown/Undetermined (or Unclassifiable) maternal death** is a death during pregnancy, childbirth and the puerperium where the underlying cause is unknown or was not determined.
- **Coincidental maternal deaths:** deaths from unrelated causes that happen to occur in pregnancy or the puerperium. Coincidental maternal deaths are not included in maternal death analyses.

## Maternal mortality ratio

Maternal mortality ratio is the number of maternal deaths per 100,000 maternities.

The term 'ratio' is used to describe 'incidence' of maternal mortality because cases included in the numerator may arise from pregnancies that end before 20 weeks. As the total number of pregnancies ending before 20 weeks is unknown, the denominator cannot include all women at risk and thus the estimate cannot truly be called a 'rate'.

## Maternities

Maternities are defined here as all live births and all fetal deaths at 20 weeks' gestation or beyond or weighing 400g or more if gestation was unknown. Pregnancies ending before 20 weeks are not included in this working definition because the absolute number of pregnancies ending before this time is unknown.

The variable definition of 'maternities' creates unnecessary confusion when making international comparisons. The WHO recommends 100,000 live births as the most available denominator in countries with limited vital statistics collection. In countries where fetal deaths are also collected, the WHO recommends the denominator be 100,000 live births plus fetal deaths of 20 weeks or greater gestation.

- The UK uses the number of pregnancies that result in a live birth at any gestation or a stillbirth at or after 24 completed weeks' gestation (as only stillbirths at 24 or more weeks' gestation are required to be notified by law) (Lewis 2007).

- Australia reports the number of women who gave birth to either a live or stillborn baby of 20 or more completed weeks' gestation or weighing at least 400g at birth (as required to be reported to the National Perinatal Data Collection) (Sullivan et al 2008).

## Other definitions

### Contributory factors and potentially avoidable death

**Contributory factors** are defined as modifiable components of the health system and issues of quality of care that cover a broad spectrum of organisational and/or management factors, personnel factors, and barriers to access and/or engagement with care factors.

Examples of contributory factors are:

- organisational and/or management factors (eg, delays in procedures or accessing results; lack of policies, protocols or guidelines; lack of maintenance of equipment)
- personnel factors (eg, failure to maintain competence)
- barriers to access and/or engagement with care (eg, unregistered pregnancies, language barriers, distance from adequate facilities) that are considered to have contributed to the death.

**Potentially avoidable death** is when the absence of a contributory factor may have prevented the death. More details on the process of development of the tool to assess contributory factors and potentially avoidable death have been published (Farquhar et al 2011).


- **Perinatal related mortality:** An assessment of contributory factors and potentially avoidable perinatal related death is completed by a multidisciplinary team led by the PMMRC local coordinators following local review and submitted along with the PSANZ-PDC. From 2011, local coordinators were asked to indicate the main contributory factor(s) in identifying the death as potentially avoidable.
- **Maternal mortality:** An assessment of contributory factors and potentially avoidable maternal death is completed by the multidisciplinary Maternal Mortality Review Working Group at national review.

### Customised birthweight centiles

Customised birthweight centiles adjust newborn weight for maternal weight, height, ethnicity and parity, as well as for infant sex and gestation at birth, using a bulk calculator available from the Gestation Network ([www.gestation.net](http://www.gestation.net)).

Customised birthweight centile calculation:

- **In the PMMRC numerator data sets** (perinatal and neonatal encephalopathy), customised centile is calculated using data from the PMMRC (ie, gestation at death (stillbirths) or birth in weeks and days, birthweight, baby sex, maternal ethnicity, height, weight, and parity).
- **In the New Zealand National Maternity Collection (MAT) denominator data set**, customised centile is calculated using data from the MAT data set (gestation in weeks (rather than weeks and days), birthweight, baby sex, maternal height, weight, parity, and ethnicity). Centiles are only calculated for babies whose mothers were under the care of



midwifery, private obstetric and general practitioner (GP) lead maternity carers (LMCs) (because of missing data among women cared for by district health board (DHB) primary maternity care) and from 2008 (as maternal height and weight data were missing for over 90 percent of mothers prior to 2008).

- **In linked mortalities and morbidities**, customised centile is calculated using data from the PMMRC data set (gestation at death (stillbirths) or birth in weeks (not weeks and days so it is consistent with the denominator), birthweight, baby sex, and parity) and data from the MAT data set (maternal height, weight, and ethnicity). These centiles are used for any analyses involving numerator and denominator data.
- If maternal height and weight are missing, these are interpolated using averages by maternal ethnicity.
- For fetal deaths, the gestation at the time of estimated death (not birth) is used to calculate the birthweight centile. If gestation at death is unknown or gestation at death is <20 weeks or is seven days or more prior to birth, then customised centile is not calculated.

## Ethnicity

Mother and baby ethnicities for perinatal related deaths were collected from two sources: from information supplied to the Births, Deaths and Marriages (BDM) Registrar (with priority given to information in the birth registration over information in the death registration) and from rapid reporting forms completed by LMCs (eg, in cases where the death had not been registered by the time of analysis), with information from BDM taking priority over data from rapid reporting forms. In both instances, ethnicity should be identified by the mother/parents. The ethnicity in the deaths data set (held by BDM) is not validated. Death registration forms are usually completed by either the parents or a funeral director.

Mother and baby ethnicities in the MAT denominator data set are 'derived from ethnic codes reported to NMDS [National Minimum Dataset] birth and postnatal events, LMC Labour & Birth claims and NHI [National Health Index] at time of delivery. The 3 highest priority ethnic codes that reach a threshold proportion are stored in the Aggregated Pregnancy table' (National Health Board Business Unit 2011).

Ethnicity has been reported as prioritised ethnicity. This method is frequently used in health statistics in Aotearoa/New Zealand. Multiple ethnicities can be identified for both mother and baby. The PMMRC follows the guidelines in *Health Information Standards Organisation (HISO) 10001:2017 Ethnicity Data Protocols* (Ministry of Health 2017) for prioritising ethnicity. These protocols prioritise ethnicity into the following hierarchy: Māori; Pacific peoples; Indian; Other Asian; Middle Eastern, Latin American, or African (MELAA); Other European; Other; and New Zealand European. Indian has been identified as a separate ethnicity from Other Asian because New Zealand data suggest that pregnancies of Indian women are at higher risk than those of Other Asian women. In the PMMRC reports, most analyses use these ethnic groups, but sometimes ethnic groups are aggregated.

Where multiple ethnic groups are recorded for an individual, the process prioritises minority ethnic groups that might otherwise be swamped by New Zealand European. In doing so, it does not allow individuals to identify a group with which they most feel affinity. It is a simple system that results in relatively few groups for analysis and, when used across different data sets, ensures a standardised process is used.



## Lead maternity carer (LMC)

LMC is defined as the practitioner or caregiver who provides a woman and her baby with continuity of care throughout pregnancy, labour and birth, and the postnatal period as described in the Section 88 Primary Maternity Services Notice 2007, Subpart DA.

## Maternity care in Aotearoa/New Zealand

In Aotearoa/New Zealand, maternity care is funded by the Ministry of Health. Maternity care is provided by 20 DHBs nationally and by LMCs, who receive funding from the Ministry of Health. LMCs may be self-employed midwives, GPs, private obstetricians, or hospital-based midwives and obstetricians. Their services are free for eligible women, except in the case of private obstetricians, who have the right to charge co-payments for their services.

LMCs are required to sign access agreements with any maternity facility where they intend to provide care. Women have the right to choose whom they engage as their LMC. However, professional colleges and the Ministry of Health provide guidelines about appropriate care for mothers with risk factors.

The *Guidelines for Consultation with Obstetric and Related Medical Services (Referral Guidelines)* provide information about referring pregnant women, transferring clinical responsibility and transferring care in emergencies (Ministry of Health 2012).

## Neonatal encephalopathy (NE)

NE is a clinically defined syndrome of disturbed neurological function within the first week of birth in the term ( $\geq 37$  weeks) infant, manifested by difficulty in initiating and maintaining respiration, depression of tone and reflexes, subnormal level of consciousness and often seizures (Nelson and Leviton 1991). The PMMRC data set of NE cases includes Sarnat stages 2 or 3 (equivalent to moderate and severe) only.

The introduction of induced cooling has made the definition of NE more difficult as cooling is frequently initiated before many of the defining signs of NE have appeared, and has been used for increasingly milder cases. It is usual to include babies who warrant cooling in the data set even though they may, due to the ameliorative effects of the cooling, never reach the level of morbidity consistent with moderate NE.

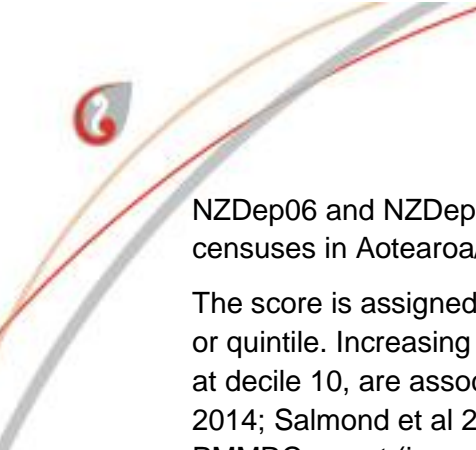
Although hypoxia-ischemia is the predominant pathology, reported cases of term infants with NE are included in this data set whatever the cause. Therefore, the full cohort includes a small number of cases where NE is associated with hypoglycaemia, congenital abnormality of the central nervous system, or infection.

From 2016 the Neonatal Encephalopathy Working Group widened the inclusion criteria for the NE cohort and included cases from 35 weeks' gestation at birth in line with international literature and practice of cooling from this gestation (American College of Obstetricians and Gynecologists 2014), although the cases from 35–37 weeks' gestation are not included in all analyses for consistency with previous years' cohorts.

## New Zealand Index of Deprivation (NZDep)

The NZDep is an area-based measure of socioeconomic deprivation based on variables from the Census of Population and Dwellings (Atkinson et al 2014; Salmond et al 2007).





NZDep06 and NZDep13 are used in this report, and are derived from the 2006 and 2013 censuses in Aotearoa/New Zealand.

The score is assigned according to maternal place of residence and is presented as a decile or quintile. Increasing deciles of deprivation, from least deprived at decile 1 to most deprived at decile 10, are associated with higher mortality and rates of many diseases (Atkinson et al 2014; Salmond et al 2007). Census area unit-level data have been used since the 11th PMMRC report (in previous reports meshblock unit level data were used to assign a deprivation score). Generally, data are presented as quintiles rather than deciles so that individual categories are large enough for analysis.

NZDep2013 deciles have been assigned to births and deaths from 2013, while NZDep2006 has been used for previous years.

### Perinatal Society of Australia and New Zealand (PSANZ) death classifications

**Perinatal death classification (PSANZ-PDC)** – the purpose of the PSANZ-PDC is to identify the single most important factor that led to the chain of events that resulted in the death.

**Neonatal death classification (PSANZ-NDC)** – the purpose of the PSANZ-NDC is in addition to the PSANZ-PDC to identify the single most important factor in the neonatal period that caused the death.

### Place of birth

Place of birth is defined for the data collection as:

- home: a home environment does not have to be the mother's own home
- birthing unit: stand-alone birthing centre
- hospital level 1: a hospital with no neonatal or caesarean section facilities
- hospital level 2: a hospital that is unable to provide long-term ventilation for babies
- hospital level 3: a hospital with full neonatal intensive care including facilities for long-term ventilation
- other: for example, car, ambulance
- not registered: the woman has not registered at any facility.

### Registration with a lead maternity carer (LMC)

Registration with an LMC is the process by which a woman selects her LMC. This generally occurs at the time of the first antenatal visit with the LMC. Upon registration the LMC assumes clinical responsibility for maternity care. Clinical responsibility for care may transfer from the LMC to another service or provider; for example, if a woman's condition warrants transfer of clinical responsibility to a specialist.



## Numerator data

Case ascertainment and data collection

### Perinatal mortality

The perinatal deaths presented in the PMMRC reports occurred between 1 January and 31 December of the stated year. (The denominator contains all births that occurred between 1 January and 31 December of the stated year. There is therefore some inconsistency with denominator data as some deaths of babies born in one year will occur in the next year. For fetal deaths, the date of birth is used in place of the date of death.) For neonatal deaths, the actual date of death is used.

An expanded description of data collection methods is available in the first PMMRC report (PMMRC 2007).

Individual PMMRC local coordinators within each DHB identify perinatal deaths and oversee the collection of the required data. These data are submitted to the New Zealand Mortality Review Data Group at the University of Otago. The coordinators are also responsible for initiating local clinical reviews of each case, including assigning PSANZ-PDCs for cause of death, determining contributory factors and potentially avoidable deaths, and ensuring appropriate, timely follow-up with parents.

The data set of perinatal deaths is a compilation of data submitted by LMCs, local coordinators, the Ministry of Health and BDM. A website commissioned by the PMMRC and run by the University of Otago enables web-based data entry.

LMCs and/or local coordinators are required to complete rapid reporting forms within 48 hours of a perinatal death. One form contains information on the mother (eg, her past medical and obstetric history and details of the birth), and the other form contains information on the baby. The questions are reviewed and adjusted annually to ensure the data collection remains relevant and robust.

After local review, a multidisciplinary team led by the local coordinator completes the PMMRC classification form. The classification system that has been adopted is the PSANZ system of classification of cause of perinatal death (PSANZ 2009). This system includes both perinatal and neonatal classifications. The local coordinator also submits the post-mortem and histology reports with the classification form.

Figure Error! **No text of specified style in document.** outlines the PMMRC process. A user guide describing the definitions and data elements used by the PMMRC is available online at:

[www.hqsc.govt.nz/assets/PMMRC/Publications/Perinatal\\_Mortality\\_RRF\\_Guidelines\\_2018.pdf](http://www.hqsc.govt.nz/assets/PMMRC/Publications/Perinatal_Mortality_RRF_Guidelines_2018.pdf).

In 2017 for the 11th PMMRC report, the numerator data set of perinatal mortalities was merged with the MAT denominator data set so that compatible data could be used for analyses where there was a potential issue of numerator–denominator bias. The development of this amended numerator data set is described below under ‘Compiling the MAT denominator and numerator data’.



## Maternal mortality

Since 2006, the PMMRC has asked that all clinicians aware of a maternal death notify either their PMMRC DHB local coordinator or the PMMRC national coordinator.

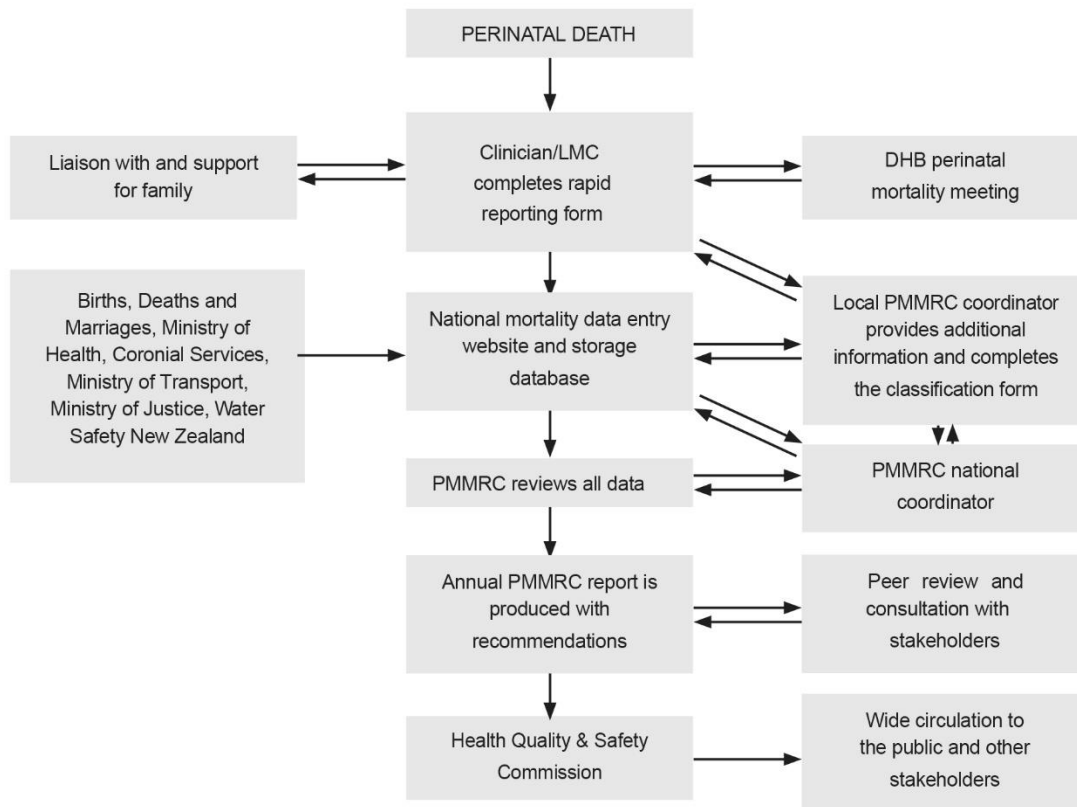
Deaths are brought to the Maternal Mortality Review Working Group's (MMRWG's) attention in the main by PMMRC DHB local coordinators and other clinicians within DHBs. Other sources include pathologists, Coronial Services and media reports. Often multiple notifications are received. At the end of each year, known deaths are cross-referenced with the Mortality Collection at the BDM registry to ensure the collection is complete.

The Coroners Act 2006 requires that maternal deaths are notified to Coronial Services. A specific tick box on the Medical Certificate of Cause of Death identifies women who were pregnant at time of death or within 42 days of death to assist in ascertainment of all maternal deaths.

The MMRWG has developed a data collection tool for maternal deaths. Following notification of a maternal death, the PMMRC national coordinator issues maternal death reporting forms to the appropriate local coordinator, who is then responsible for gathering the relevant clinical information from practitioners involved with the woman's care.

All completed reporting forms, along with relevant clinical information and reports from DHBs, Coronial Services and any other relevant investigative processes, are reviewed by designated members of the MMRWG, who present a summary of each case to the working group. The MMRWG then discusses each case in detail, including assessing the presence of contributory factors and potential avoidability.

Figure Error! No text of specified style in document.: Flow of information in the PMMRC's perinatal data collection process



### Neonatal encephalopathy (NE)

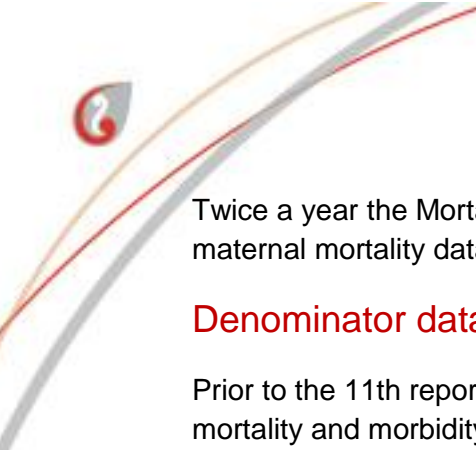
Cases of NE were initially identified with the assistance of the New Zealand Paediatric Surveillance Unit and the collection of data facilitated by paediatricians, LMCs and the national coordination service of the PMMRC, as described in detail in the fifth PMMRC report (PMMRC 2011). Since 2012, cases have been notified by key clinicians in neonatal and special care units and the PMMRC local coordinators.

In 2018 for the 12th PMMRC report, the numerator data set of babies with NE was merged with the MAT denominator data set so that compatible data could be used for analyses where there was a potential issue of numerator–denominator bias. The development of this amended numerator data set is described below under ‘Compiling the MAT denominator and numerator data’. These methods have been replicated for the 2019 report.

### Data validation

Data are regularly validated, using a standard set of queries, to eliminate duplicate records, complete missing mother or baby information, clarify DHB of residence (where this is inconsistent with the given residential address) and rectify other inconsistencies. The PMMRC national coordinator reviews all perinatal death classifications and discusses complicated cases with a PMMRC member with expertise in PSANZ classifications.

At the end of each year, PMMRC DHB local coordinators and key clinicians in special care and neonatal units are contacted to ensure the NE data collection is complete.



Twice a year the Mortality Collection at the BDM registry is cross-referenced to ensure maternal mortality data collection is complete.

## Denominator data

Prior to the 11th report (published 2017), PMMRC reporting of perinatal and maternal mortality and morbidity used the New Zealand birth registrations data set (administered by BDM) as the denominator data set. In 2017 (11th report), the birth registration data set was replaced by the New Zealand National Maternity Collection (MAT, administered by the Ministry of Health) for almost all analyses. In 2017 (11th report), perinatal deaths were merged with the MAT data set to establish a compatible numerator for analyses, and in 2018 this process was extended to a merge of NE cases with the MAT data set. This process will not be possible for maternal mortalities and morbidities as not all potential cases are included in the denominator data set, which only includes births from 20 weeks of gestation.

### New Zealand National Maternity Collection (MAT)

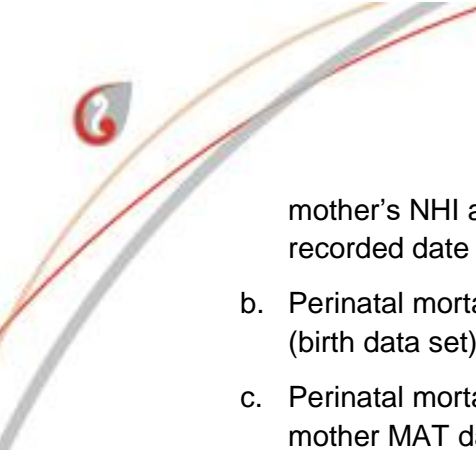
The MAT combines data collected by LMCs, which are required to enable claims for payment, with hospital discharge data.

### Compiling the MAT denominator and numerator data

- 1. Denominator MAT data (all babies born  $\geq 20$  weeks):** The MAT is a data set based on mothers. For reporting, the PMMRC requires a data set based on babies. To create a MAT denominator data set with the correct number of babies, the 'Delivery outcome' field for each MAT mother was used as an indicator of the number of babies who should be in the denominator data set. For example, if the delivery outcome variable was 'Twin', then two babies were expected. 'Other multiple' was assumed as three babies. This method was modified (and overridden) in cases where a MAT mother was linked by NHI to a PMMRC data set mother, and the PMMRC data were then used to determine the number of expected babies. An 'entry' or 'baby' was added for each expected baby. If there was no MAT baby linked where a baby was expected, then a baby was created with no MAT baby data (but with mother data from the delivery or mother data set). If there were more babies in the MAT baby data set than expected, only the expected number of babies was kept in the data set (except if these were perinatal death babies who were always kept in the data set). If there were no 'Delivery outcome' data for a mother, then one baby was expected and this baby was created, again without MAT baby data but including mother data.
- 2. Numerator (perinatal related deaths):** The PMMRC asked the Ministry of Health to help merge the PMMRC perinatal related deaths (and babies with NE) with their MAT mother and baby records so that the consistency of data in the PMMRC data collection and in the MAT data set could be examined.

The MAT consists of two data sets, one of mothers and another of babies. Stillborn babies are often not included in the MAT data set and so need to be matched to a mother record.

- a. Mothers of babies who died or had NE in the perinatal period (PMMRC data set) were matched to mothers in the MAT data set (delivery data set) by matching the

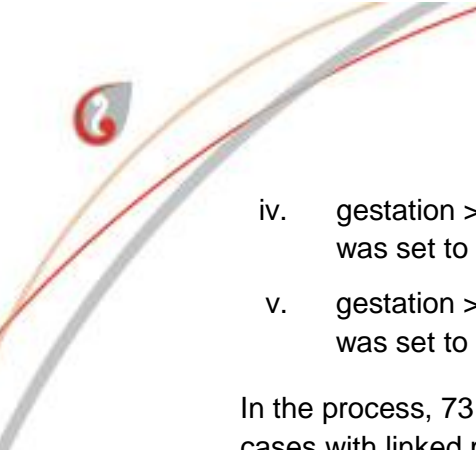


mother's NHI and the date of birth, allowing a 28-day window either side of the recorded date of birth.

- b. Perinatal mortality and NE babies (PMMRC data set) were matched to MAT babies (birth data set) by matching the baby's NHI.
- c. Perinatal mortality and NE babies (PMMRC data set) were then matched to the mother MAT data set (delivery data set) using the matched PMMRC mother; that is, babies with no MAT birth (baby) data set record were matched to their mother using the mother's NHI.

This process of matching results in a PMMRC to MAT match of approximately 97 percent for the babies who died and 99 percent for NE babies.

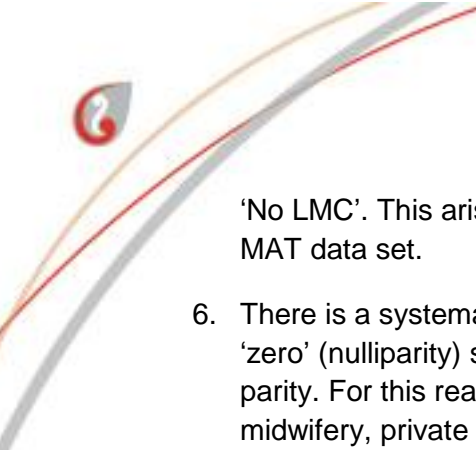
3. **Denominator MAT data further cleaning:** Some field values in the MAT data were considered extreme, so they were 'cleaned' before being used to calculate other fields:
  - a. Gestation (at birth): overridden with perinatal or NE data, if available
  - b. Birthweight: if >7000g, set to missing; overridden with perinatal or NE data, if available
  - c. Body mass index (BMI) at first LMC registration: if <10 or  $\geq 100$ , set to missing
  - d. Mother height: if <130cm or >190cm, set to missing
  - e. Mother weight: if <35kg or >200kg, set to missing
  - f. Parity: overridden with perinatal or NE data, if available
  - g. Plurality (singleton, twin, multiple, unknown): overridden with perinatal or NE data, if available
  - h. Baby sex: overridden with perinatal or NE data, if available
  - i. Mother age at baby date of birth: calculated from mother date of birth and baby date of birth (or date of delivery, if birth data not available); if mother age was <12 years or >60 years, set to missing.
4. **Denominator MAT data further exclusions:** the MAT data set was further checked to make sure all cases were compatible with the numerator, using the 'cleaned' gestation and birthweight.
  - a. The following cases were excluded:
    - i. gestation <20 weeks and birthweight <400g
    - ii. gestation <20 weeks and birthweight missing
    - iii. gestation missing and birthweight <400g
    - iv. gestation >43 weeks and birthweight <400g
  - b. The following cases were included:
    - i. gestation <20 weeks and birthweight  $\geq 400$ g (the case was included but gestation was set to missing)
    - ii. gestation missing and birthweight  $\geq 400$ g
    - iii. both gestation and birthweight were missing

- 
- iv. gestation >43 weeks and birthweight  $\geq$ 400g (the case is included but gestation was set to missing)
  - v. gestation >43 weeks and birthweight missing (the case is included but gestation was set to missing).

In the process, 73 cases were excluded and 779 cases had gestation set to missing. No cases with linked mortalities and morbidities (PMMRC data set) were eliminated.

### Specific limitations to the use of the MAT data set

1. Deaths are included in the numerator data set based on their year of death (as previously), but births are included in the MAT denominator data set according to their year of birth. Some babies are born in one year and die in the next, creating a numerator–denominator mismatch. For the purposes of these analyses, deaths will remain in the year of their death (to be comparable to previous years).
2. More than 90 percent of the smoking and BMI data are missing from the MAT data set in 2007. Therefore, analyses using these variables only include data from 2008.
3. Not all registration data are provided to the MAT (specifically, BMI and smoking are missing for many mothers who receive primary maternity care from DHBs). For this reason, analyses involving these variables are limited to women under the care of community-based midwives, private obstetricians, and GPs. In 2008, this was 79.9 percent of births in Aotearoa/New Zealand, and in 2016 it was 92.1 percent.
4. As the PMMRC deaths have been merged where possible with records in the MAT data set, data are now available from both the PMMRC data set and the MAT data set for the mothers of babies who died in the perinatal period or were diagnosed with NE, and their babies. It is therefore possible to examine the consistency of some of the collected data fields. Some variables have systematically different measurements in the PMMRC data set compared to the MAT data set; for example, BMI and smoking are systematically higher and more common in the PMMRC data set than in the MAT data set for the mothers of babies who died in the perinatal period. (In addition, smoking data are collected at time of death in the PMMRC data set but at time of registration with an LMC and at two weeks postpartum in the MAT data set.)
  - a. MAT data have therefore been used for the numerator as well as the denominator for BMI and smoking to avoid numerator–denominator bias (and as a consequence, the analysis is limited to mothers and babies where there was a successful match).
  - b. For variables (eg, gestation, birthweight, plurality) where the MAT and PMMRC data are variably inconsistent but not systematically different, the PMMRC data are used for the numerator deaths data because we believe these have been checked for accuracy more thoroughly than the MAT data set and because it means all babies can be included in the analyses.
5. The variable for LMC is inaccurate for any LMC prior to 2008. From 2008 this variable provides a reasonable estimate of LMC for the groups midwife (self-employed or community), private obstetrician, and GP. The LMC variable for DHB remains inaccurate, with some women under the care of DHB primary maternity services still noted as having



'No LMC'. This arises because some DHBs do not provide primary maternity data to the MAT data set.

6. There is a systematic error in the data sent to the MAT data set by DHBs when parity is 'zero' (nulliparity) such that these mothers are recorded in the MAT data set as 'missing' parity. For this reason, analyses of parity are limited to women under the care of midwifery, private obstetric and GP LMCs. As the variable for LMC is inaccurate prior to 2008, parity is only reported from 2008.
7. There are differences in the ethnicity defined for mothers and babies in the PMMRC data sets compared to the MAT data set. Ethnicity for numerators (perinatal and maternal mortality and NE) has been defined in most instances using the ethnicity data in the PMMRC data sets (primarily obtained from BDM registration) because BDM data are most similar to census data (ie, the ethnicity in the BDM data set is obtained directly from parents). Exceptions, such as in multivariable analyses, are indicated as footnotes to tables and figures. Denominator ethnicity is that defined in the MAT data set.
  - a. Ethnicity in the MAT is 'derived from ethnic codes reported to NMDS birth and postnatal events, LMC Labour & Birth claims and NHI at time of delivery. The 3 highest priority ethnic codes that reach a threshold proportion are stored in the Aggregated Pregnancy table' (National Health Board Business Unit 2011). Unfortunately, the definition is not further clarified.
  - b. Further analysis of the impact of differences in the collection and output of ethnicity data can be found in chapter 5 of the 11th PMMRC report (PMMRC 2017, p 138). Briefly, it appears that the MAT data set overestimates Māori ethnicity in comparison to BDM data, at least for live births. When BDM data are used for deaths (numerator) and BDM data are used for births (denominator), a higher perinatal related mortality rate is observed than when MAT data are used for either denominator alone or for both numerator and denominator. The 11th PMMRC report changed to using the MAT data set as the preferred denominator because the BDM denominator data set includes very few variables for analyses in maternity; in addition, it does not retain NHIs, so data are not easy to merge. Using the MAT denominator for PMMRC analyses enabled linking of the PMMRC data set of deaths with their birth data in the MAT data set and therefore provided a data set that could be used for more extensive analysis. In the 12th PMMRC report, NE data were also linked to the MAT data set of births. On a number of occasions the PMMRC has recommended that the Ministry of Health retain the ethnicity data shared with it by BDM within the MAT data set so that an ethnicity variable that more closely resembles Census data (at least in definition) could be available for more accurate analysis of ethnicity associations within maternity (PMMRC 2015, 2017).
8. In the MAT data set, only census area unit-based deprivation score is available as a measure of residence-based deprivation. Previously, meshblock-based deprivation score was used in PMMRC analyses. Census area units are larger than meshblocks. Census area unit-based deprivation score will be used for both numerator and denominator so that rates can still be presented.





## Data analysis

### Percentages

Percentages have been displayed with one decimal place or without decimal places when the denominator is small. In some cases, due to rounding, the percentages do not add to exactly 100 percent.

### Tables

In any table where there are denominator data, the table includes a column for the absolute number of births and the proportion of all births in the time period, distributed by the levels of the variable of interest. There are columns for the absolute number of deaths that were terminations of pregnancy, stillbirths, neonatal deaths and total perinatal deaths, the proportions within each of these by the variable of interest, and the rate of death as a proportion of all births in that category of the variable of interest.

### Confidence intervals

Ninety-five percent confidence intervals (CIs) for perinatal mortality rates have been computed using the methods for vital statistics described by the Centers for Disease Control and Prevention (Heron 2011). The CI represents the degree of uncertainty around the point estimate of the rate for the particular period.

This uncertainty depends on the absolute number of deaths and the number of births from which the deaths arose. If the number of births is large, then the CI (ie, the level of uncertainty) is generally small; if the number of births is small, the CI is large. The CI represents the limits within which the 'true' rate is most likely to lie. This calculation is necessary when numbers are small because the point estimate of the rate calculated from the data given may by chance have taken a wide range of values. The CI describes this range.

It is possible to compare rates by looking at the CI. If the CI for one rate does not overlap the estimate of another rate, it is likely that the rates are different. This is equivalent to the rates being statistically significantly different at the  $p < 0.05$  level. If the CI does overlap the estimate, the rates may or may not be different.

### Statistical testing

Where the text notes that there is a statistically significant difference or association, this indicates that a statistical test has been applied and that the p-value is less than ( $<$ ) 0.05. Conversely, if a difference is said to be not statistically significant, then the p-value is equal to or greater than ( $\geq$ ) 0.05. If the words 'statistically significant' are not used to describe a difference or association, it can be assumed that a statistical test has not been applied.

Where tests for trend have been used, a chi-squared test for trends in proportions has been done using R. If significant, linear regression analysis has been done to determine the direction of the trend. A p-value of  $< 0.05$  has been used to indicate statistical significance.



## Missing data

Cases that have missing data have still been included in the data tables and are generally discussed in the text. Percentages in the tables generally include missing data, although the text sometimes describes findings among women with complete data only. However, where missing data exceed 30 percent of all possible data points, the data have generally not been presented.

At the lower extremes of gestation and birthweight, denominator numbers are small and almost all babies will not survive. If the denominator data set does not include all births for whatever reason, then it will appear that more babies died than were born. For this reason, perinatal related mortality rates at the lower extremes have not been reported.

## Multiple-year data

Figures (and tables) in the reports sometimes include combined data for the most recent five years (or for all years) that the PMMRC has collected data. This increases the numbers and so improves the confidence around the estimates given, while restricting to the most recent five years of data minimises the impact of changes over time on rates.

## Management of late notifications

Cases notified after the data set is closed are included in overall mortality rates in the initial tables of each section but not in subsequent tables.




## List of abbreviations

BDM	Births, Deaths and Marriages
BMI	Body mass index (kg/m <sup>2</sup> )
CI	Confidence interval
DHB	District health board
GP	General practitioner
HISO	Health Information Standards Organisation
LMC	Lead maternity carer
MAT	New Zealand National Maternity Collection
MELAA	Middle Eastern, Latin American or African
MMRWG	Maternal Mortality Review Working Group
NE	Neonatal encephalopathy
NHI	National Health Index
NICE	National Institute for Health and Care Excellence
NMDS	National Minimum Dataset
NZDep	New Zealand Index of Deprivation
PMMRC	Perinatal and Maternal Mortality Review Committee
PSANZ	Perinatal Society of Australia and New Zealand
PSANZ-NDC	PSANZ Neonatal Death Classification
PSANZ-PDC	PSANZ Perinatal Death Classification
WHO	World Health Organization

## References

- American College of Obstetricians and Gynecologists. 2014. Executive summary: Neonatal encephalopathy and neurologic outcome, second edition. *Obstetrics and Gynecology* 123: 896–901. URL: <http://pediatrics.aappublications.org/content/133/5/e1482> (accessed April 2018).
- Atkinson J, Salmond C, Crampton P. 2014. *NZDep2013 Index of Deprivation*. Wellington: Department of Public Health, University of Otago. URL: <http://www.otago.ac.nz/wellington/otago069936.pdf> (accessed April 2018).
- Centre for Maternal and Child Enquiries (CMACE). 2011. *Perinatal Mortality 2009: United Kingdom*. London: Centre for Maternal and Child Enquiries. URL: [http://www.publichealth.hscni.net/sites/default/files/Perinatal Mortality 2009.pdf](http://www.publichealth.hscni.net/sites/default/files/Perinatal%20Mortality%202009.pdf) (accessed April 2018).
- Farquhar C, Sadler L, Masson V, et al. 2011. Beyond the numbers: classifying contributory factors and potentially avoidable maternal deaths in New Zealand, 2006–2009. *American Journal of Obstetrics & Gynecology* 205(4): 331.e1–8. URL: <http://www.sciencedirect.com/science/article/pii/S0002937811009616> (accessed April 2018).
- Heron M. 2011. Deaths: Leading causes for 2007. *National Vital Statistics Reports* 59(8). URL: [http://www.cdc.gov/nchs/data/nvsr/nvsr59/nvsr59\\_08.pdf](http://www.cdc.gov/nchs/data/nvsr/nvsr59/nvsr59_08.pdf) (accessed April 2018).
- Lewis G (ed). 2007. *Saving mothers' lives: Reviewing maternal deaths to make motherhood safer – 2003–2005. The Seventh Report of the Confidential Enquiries into Maternal Deaths in the United Kingdom*. London: Confidential Enquiry into Maternal and Child Health. URL: <http://www.publichealth.hscni.net/sites/default/files/Saving%20Mothers'%20Lives%202003-05%20.pdf> (accessed April 2018).
- Ministry of Health. 2010. *Fetal and infant deaths 2006*. Wellington: Ministry of Health. URL: <http://www.health.govt.nz/system/files/documents/publications/fetal-and-infant-deaths-2006.pdf> (accessed April 2018).
- Ministry of Health. 2012. *Guidelines for consultation with obstetric and related medical services (referral guidelines)*. Wellington: Ministry of Health. URL: <https://www.health.govt.nz/system/files/documents/publications/referral-guidelines-jan12.pdf> (accessed March 2018).
- Ministry of Health. 2017. *HISO 10001:2017 Ethnicity Data Protocols*. Wellington: Ministry of Health. URL: <https://www.health.govt.nz/publication/hiso-100012017-ethnicity-data-protocols> (accessed April 2018).
- National Health Board Business Unit. 2011. *National Maternity Collection Data Mart Data Dictionary*. Wellington: Ministry of Health. URL: <http://www.health.govt.nz/system/files/documents/publications/mat-dict-v1-0.pdf> (accessed April 2018).
- Nelson KB, Leviton A. 1991. How much of neonatal encephalopathy is due to birth asphyxia? *American Journal of Diseases of Children* 145(11): 1325–31.



New Zealand Health Information Service. 2007. *Fetal and infant deaths 2003 & 2004*. Wellington: Ministry of Health. URL: <http://www.health.govt.nz/system/files/documents/publications/fetal200304.pdf> (accessed April 2018).

PMMRC. 2007. *First report to the Minister of Health: June 2005 to June 2007*. Wellington: Health Quality & Safety Commission, Perinatal and Maternal Mortality Review Committee. URL: <http://www.hqsc.govt.nz/assets/PMMRC/Publications/First-PMMRC-report-2005-07.pdf> (accessed April 2018).

PMMRC. 2011. *Fifth annual report of the Perinatal and Maternal Mortality Review Committee: Reporting mortality 2009*. Wellington: Health Quality & Safety Commission, Perinatal and Maternal Mortality Review Committee. URL: <https://www.hqsc.govt.nz/assets/PMMRC/Publications/Fifth-PMMRC-report-2009-Lkd.pdf> (accessed April 2018).

PMMRC. 2015. *Ninth annual report of the Perinatal and Maternal Mortality Review Committee: Reporting mortality 2013*. Wellington: Health Quality & Safety Commission, Perinatal and Maternal Mortality Review Committee. URL: [https://www.hqsc.govt.nz/assets/PMMRC/Publications/PMMRC\\_9th\\_Report\\_-\\_edited\\_20170825.pdf](https://www.hqsc.govt.nz/assets/PMMRC/Publications/PMMRC_9th_Report_-_edited_20170825.pdf) (accessed April 2018).

PMMRC. 2017. *Eleventh annual report of the Perinatal and Maternal Mortality Review Committee: Reporting mortality 2015*. Wellington: Health Quality & Safety Commission, Perinatal and Maternal Mortality Review Committee. URL: [https://www.hqsc.govt.nz/assets/PMMRC/Publications/2017\\_PMMRC\\_Eleventh\\_Annual\\_Report.pdf](https://www.hqsc.govt.nz/assets/PMMRC/Publications/2017_PMMRC_Eleventh_Annual_Report.pdf) (accessed March 2018).

PSANZ. 2009. *Clinical practice guideline for perinatal mortality. Section 7 of 7 – Perinatal mortality classifications*. URL: <https://www.psanz.com.au/assets/Uploads/Section-7-Version-2.2-April-2009.pdf> (accessed August 2019).

Salmond C, Crampton P, Atkinson J. 2007. *NZDep2006 Index of Deprivation user's manual*. Wellington: Department of Public Health, University of Otago. URL: <http://www.otago.ac.nz/wellington/otago020337.pdf> (accessed April 2018).

Sullivan EA, Hall B, King JF. 2008. *Maternal deaths in Australia 2003–2005*. Maternal deaths series no. 3. Cat. no. PER 42. Canberra: Australian Institute of Health and Welfare. URL: <http://www.aihw.gov.au/publication-detail/?id=6442468086> (accessed April 2018).

WHO. (nd). *Maternal mortality ratio (per 100 000 live births)*. URL: <http://www.who.int/healthinfo/statistics/indmaternalmortality/en/> (accessed April 2018).

WHO. 2006. *Neonatal and perinatal mortality: country, regional and global estimates*. Geneva: World Health Organization. URL: [http://apps.who.int/iris/bitstream/10665/43444/1/9241563206\\_eng.pdf](http://apps.who.int/iris/bitstream/10665/43444/1/9241563206_eng.pdf) (accessed April 2018).

WHO. 2012. *The WHO Application of ICD-10 to deaths during pregnancy, childbirth and the puerperium: ICD-MM*. Geneva: World Health Organization. URL: [http://apps.who.int/iris/bitstream/10665/70929/1/9789241548458\\_eng.pdf?ua=1](http://apps.who.int/iris/bitstream/10665/70929/1/9789241548458_eng.pdf?ua=1) (accessed April 2018).